

Konformitätserklärung

Inverkehrbringer :

Adresse:

Produkt: FFP2-Maske

Wir, der Inverkehrbringer, erklären hiermit mit alleiniger Verantwortung, dass unser oben genanntes Produkt den Bestimmungen des Europäischen Parlaments und des Rates für In-Vitro-Diagnostika entsprechen.

Die Europäische Kommission hat in ihrer Empfehlung (EU) 2020/403 vom 13. März 2020 die Verfahren zur Konformitätsbewertung von persönlicher Schutzausrüstung dargestellt.

Masken, die in den Vereinigten Staaten von Amerika, Kanada, Australien oder Japan verkehrsfähig wären können derzeit auch in Deutschland als verkehrsfähig angesehen werden, auch wenn diese keine CE-Kennzeichnung tragen, ihnen kein Konformitätsnachweis oder eine deutsche Betriebsanleitung beiliegt, wenn sichergestellt werden kann, dass diese Produkte nur von medizinischen und pflegerischen Fachkräften für die Dauer der derzeitigen Gesundheitsbedrohung durch die Corona-Pandemie verwendet werden.

Sofern keine CE gekennzeichneten Masken zur Verfügung stehen, empfiehlt die BAuA* für Beschäftigte im medizinischen und pflegerischen Bereich bis auf Weiteres den Einsatz von Masken die mindestens dem NIOSH-Standard N95 entsprechen.

Die bescheinigt hiermit, dass die vertriebenen Masken dem Standard N95 (NIOSH-42C FR84), analog KN95 (GB2626-2006) und FFP2 (EN149-2001) entsprechen und somit in Deutschland für Beschäftigte im medizinischen und pflegerischen Bereich verkehrsfähig sind, obgleich sie keine CE-Kennzeichnung aufweisen.

Für den Vertrieb über Distributionskanäle, welche nicht medizinisches und pflegerisches Personal bedienen, kann das Produkt als Mund-Nasen-Schutz (MNS) mit dem zum FFP2-Standard vergleichbaren KN95 (GB2626-2006) Standard veräußert werden.

Unternehmen:

Name des Unterzeichners:

Stellung im Unternehmen:

02.04.2020


rechtsverbindliche Unterschrift

KN95 Respiratory Protective Equipment

Produced on : 20200403
Batch No.: AC23-01
Valid by: 20230402

Product name: Folding Disposable Mask
Type: UBMD2020-01 KN95

Main material: The first two layers from outside are 50g PP Non-woven fabric, the third and fourth layers are 25g Melt-blown fabric, The inner layer is 25g PP Non-woven fabric.

Implementation Standard: GB2626-2006 Kn95 **Package:** 20 pieces / box

Storage: Damp-proof, protect from rain and sun, keep ventilation

Valid time: 3 years

Produce in: March 2020

Scope of application

Used to prevent inhalation of particles generated by grinding, sanding, sawing, cleaning operations or processing of minerals, iron ore, coal, flour, wood, metal, pollen and other specific substances, as well as from spraying liquids or particles that do not produce harmful volatile gases during operation.

Instructions for use

1. When using this mask, if you do not follow all instructions and restrictions, and do not wear it during contact with harmful substances, it may cause the mask to be less efficient and may cause illness or death.
2. The hair, beard or some special facial features on the face may reduce the performance of the mask.
3. The mask should be inspected before each use, to ensure that there are no perforations and damages around the breathing area and the headband. If the torn or torn material causes the headband fixing hole to expand, it should be considered broken. If damaged, please replace it immediately.
4. When the mask is not in use, it should be stored in a pollution-free environment.
5. If you feel dizzy, nausea or other discomfort during use, please leave the contaminated area immediately and ask your supervisor for help.
6. Particles that are harmful to human health include some particles that are invisible to the naked eye and are odorless.
7. Please dispose of obsolete products in accordance with applicable regulations and standards.

Usage restrictions:

1. This mask does not produce Oxygen, forbidden to use under conditions with Oxygen less than 19.5% or Hypoxia.
2. This mask is designed for professional / specific fields adults. The mask can only be used with knowledge of training and knowing how to use the mask. This mask is not suitable for children.
3. Do not change, abuse or misuse the mask, Do not use handkerchief, toilet paper, etc. to cover respiratory organs before wearing.
4. Do not use the mask under the following conditions: Do not use in environment with unknown pollution concentration. Forbidden to use in the environment with pollution concentration threat to life and health. Depending on the environment, this product may not be fully protective.
5. This product is not anti poisonous, forbidden to use in the environment with smoke and toxic substances.
6. Do not use this product after the inside of the mask is contaminated

How to wear the mask:



With the nose clip facing outward, pull the ear straps on both sides with both hands, make the nose clip is located above the mask.



Put on the mask, covering the chin with mask, and hang the ear straps on the ears.



Adjust the position of nose clip with both hands and check air impermeability.

Name of Registrant/Name of Manufacturer/
Name of After-sales service company:
Hangzhou UNIBear Medical Devices Co.,Ltd

Add. of Registrant/Manufacturer/
After-sales service company:
**Liansan, Yiqiao, Xiaoshan, Hangzhou,
Zhejiang, China 311256**

Tel. of Registrant/Manufacturer/
After-sales service company:
0086-0571-82652383



User manual prepared in 2020/03/16

Country of Origin: China

Certificate Of Approval

Product Name: KN95 Mask

Execution standard: GB2626-2006

Quantity: 20 pcs

Inspector: 02

Date of Production: 2020-04-03

Vaild for: 3years

Address: Hangzhou Zhejiang

Hangzhou Unibear Medical Devices Co., Ltd.

UNIBEAR MEDICAL DEVICES CO., LTD.
Zhejiang, China
Tel: +86-571-82652383
Fax: +86-571-82652383

13.5X12X9

Instructions

Read the general information of protection provided by the product, handling, storage, disposal, appearance or processing of masks, use of, and their reuse, storage, disposal and other quality information on our website www.3m.com or contact our Customer Care at 1-800-438-3636.

How to use the mask:

1. Before using the mask, inspect the mask for any damage or wear and tear. If the mask is damaged, do not use it.
2. The mask has a unique shape and should be used in the direction of the arrow on the side of the mask.
3. The mask should be used only once. Do not reuse the mask. If you have used the mask, do not touch the front of the mask. If you have touched the front of the mask, wash your hands with soap and water.
4. When the mask is used, it should be stored in a clean, dry container.
5. If you have used the mask, do not touch the front of the mask. If you have touched the front of the mask, wash your hands with soap and water.
6. If you have used the mask, do not touch the front of the mask. If you have touched the front of the mask, wash your hands with soap and water.
7. Proper disposal of used masks is important to prevent the spread of germs.

Using the mask:

1. The mask should be used only once. Do not reuse the mask.
2. The mask should be used only once. Do not reuse the mask.
3. The mask should be used only once. Do not reuse the mask.
4. The mask should be used only once. Do not reuse the mask.
5. The mask should be used only once. Do not reuse the mask.
6. The mask should be used only once. Do not reuse the mask.
7. The mask should be used only once. Do not reuse the mask.

KN95 Protective mask




20 MASKS



KN95

REINFORCED EDGE

How to wear the mask

1. Hold the mask by the top edge. Do not touch the front of the mask. If you have touched the front of the mask, wash your hands with soap and water.

2. Put on the mask. Hold the top edge of the mask with one hand and the bottom edge with the other hand. Pull the mask over your head and adjust the top edge to fit snugly over your forehead.

3. Adjust the mask. Pull the top edge of the mask over your forehead and adjust the top edge to fit snugly over your forehead.

4. Do not touch the front of the mask. If you have touched the front of the mask, wash your hands with soap and water.

5. Do not reuse the mask. The mask should be used only once. Do not reuse the mask.

6. Do not touch the front of the mask. If you have touched the front of the mask, wash your hands with soap and water.

7. Do not touch the front of the mask. If you have touched the front of the mask, wash your hands with soap and water.

8. Do not touch the front of the mask. If you have touched the front of the mask, wash your hands with soap and water.

9. Do not touch the front of the mask. If you have touched the front of the mask, wash your hands with soap and water.

10. Do not touch the front of the mask. If you have touched the front of the mask, wash your hands with soap and water.

11. Do not touch the front of the mask. If you have touched the front of the mask, wash your hands with soap and water.

12. Do not touch the front of the mask. If you have touched the front of the mask, wash your hands with soap and water.

13. Do not touch the front of the mask. If you have touched the front of the mask, wash your hands with soap and water.

14. Do not touch the front of the mask. If you have touched the front of the mask, wash your hands with soap and water.

15. Do not touch the front of the mask. If you have touched the front of the mask, wash your hands with soap and water.

16. Do not touch the front of the mask. If you have touched the front of the mask, wash your hands with soap and water.

17. Do not touch the front of the mask. If you have touched the front of the mask, wash your hands with soap and water.

18. Do not touch the front of the mask. If you have touched the front of the mask, wash your hands with soap and water.

19. Do not touch the front of the mask. If you have touched the front of the mask, wash your hands with soap and water.

20. Do not touch the front of the mask. If you have touched the front of the mask, wash your hands with soap and water.

PROTECTIVE MASK



KN95

KN95 Protective mask

20 MASKS



KN95

REINFORCED EDGE

