

Diese Duettstimmen sind zur Ergänzung des Unterrichtswerkes Piccolini (Band 1). Mit dem Kauf von Piccolini (Band 1) sind Sie berechtigt, die Duettstimmen kostenlos von unserer Homepage herunterzuladen und zu verwenden.

Saxophon/Saxonett

Duettstimmen zu den Liedern

für

Piccolini

Band 1

von

Horst Rapp

Herzlichen Dank an Prof. Otfried Büsing für seine Tipps.

Illustrationen: Georg Koch und Heike Schwörer

© 2005 Rapp-Verlag

Rapp-Verlag Hebelweg 4 D-79410 Badenweiler
Internet: www.rapp-verlag.de E-Mail: info@rapp-verlag.de
Tel. 07632/828283 Fax 07632/828284

Elefantenlied



Teil 2

Musical notation for the second part of the song. It consists of two staves. The top staff is a vocal line with three notes: a quarter note, a quarter note, and a half note. The bottom staff is a piano accompaniment line with three notes: a quarter note, a quarter note with a sharp sign, and a half note.


Bleib doch stehn!



Teil 1

Musical notation for the first part of the song. It consists of two staves. The top staff is a vocal line with six notes: a quarter note, a quarter note, a quarter note, a quarter note, a quarter note, and a quarter note. The bottom staff is a piano accompaniment line with six notes: a quarter note, a quarter note, a quarter note, a quarter note with a sharp sign, a quarter note, and a quarter note.

E - le - fant kommt ge - rannt.



Teil 3

Musical notation for the third part of the song. It consists of two staves. The top staff is a vocal line with six notes: a quarter note, a quarter note, a quarter note, a quarter note, a quarter note, and a quarter note. The bottom staff is a piano accompaniment line with six notes: a quarter note, a quarter note, a quarter note, a quarter note, a quarter note with a sharp sign, and a quarter note.

Ich möch - te mit dir gehn.

Bimmelbahn und Schnellzug


Teil 1

Musical score for 'Teil 1' in 4/4 time. The melody is written on a treble clef staff with a key signature of one sharp (F#). The lyrics are: 'Ei - ne klei - ne Bim - mel - bahn, schnauft den stei - len Berg hi - nan.' The bass line is written on a bass clef staff with a key signature of one sharp (F#).

Teil 2

Musical score for 'Teil 2' in 4/4 time. The melody is written on a treble clef staff with a key signature of one sharp (F#). The lyrics are: 'Kommt ein Schnell - zug an - ge - braust und ist schon vor - bei - ge - saust.' The bass line is written on a bass clef staff with a key signature of one sharp (F#).

Die Diesellok



Musical score for the song "Die Diesellok". The score is written on two staves in 4/4 time. The lyrics are: "Wir fahr'n mit der Die - sel - lok, Lok, Lok, Die - sel - lok." The melody is simple and repetitive, suitable for a children's song.

Wir gehen in den Zoo



Wir ge - hen, wir geh - hen in den Zoo.

Viel zu sehen

Teil 1

Musical score for 'Teil 1' in G major and 4/4 time. The melody is on a treble clef staff, and the accompaniment is on a bass clef staff. The lyrics are: See - hund, Af - fe und Gi - raf - fe, al - les gibt es hier zu sehn.

Teil 2

Musical score for 'Teil 2' in G major and 4/4 time. The melody is on a treble clef staff, and the accompaniment is on a bass clef staff. The lyrics are: Kommt, kommt, kommt, bit - te lasst uns jetzt wei - ter gehn.

Eine kleine Maus




Teil 1

Ei - ne klei - ne Maus sitzt in ih - rem Haus.

Teil 2

Isst gern Käs und Speck, ist schon wie - der weg.

Käselied



Musical score for the song "Käselied". The score is written in 4/4 time and G major (one sharp). It consists of two staves: a vocal line and a piano accompaniment line. The lyrics are: "Ges - tern lag der Käs noch dort. Wa - rum ist er heut' schon fort?"

Ges - tern lag der Käs noch dort. Wa - rum ist er heut' schon fort?



Zirkus-Polka

First system of musical notation for the song "Zirkus-Polka". It consists of two staves in 2/4 time with a key signature of one sharp (F#). The lyrics are: Eins links, eins rechts, komm mach mit, eins vor, eins rück, Wech - sel - schritt.

Second system of musical notation for the song "Zirkus-Polka". It consists of two staves in 2/4 time with a key signature of one sharp (F#). The lyrics are: Dreh' dich um, dreh' dich um, E - le - fant ist gar nicht dumm.


Clownslied



Zir - kus war schön, viel wurd' ge - lacht, Clown winkt uns zu und sagt: "Gu - te Nacht".

A musical score for the song 'Clownslied'. It consists of two staves in 3/4 time with a key signature of one sharp (F#). The melody is written on a treble clef staff, and the accompaniment is on a bass clef staff. The lyrics are written below the melody staff. The melody starts with a quarter note G4, followed by quarter notes A4 and B4, then a dotted half note C5. The accompaniment starts with a dotted half note G3, followed by quarter notes A3 and B3, then a dotted half note C4. The melody continues with quarter notes D5, E5, and F5, then a dotted half note G5. The accompaniment continues with quarter notes D4, E4, and F4, then a dotted half note G4. The melody ends with quarter notes A5, B5, and C6, then a dotted half note D6. The accompaniment ends with quarter notes D4, E4, and F4, then a dotted half note G4.

Schneck im Haus



Teil 1

Musical notation for Teil 1, consisting of a vocal line and a piano accompaniment line, both in 4/4 time. The lyrics are: Schneck im Haus komm her - aus, stre - cke dei - ne Füh - ler aus.

Teil 2

Musical notation for Teil 2, consisting of a vocal line and a piano accompaniment line, both in 4/4 time. The lyrics are: Schneck im Haus komm her - aus, zieh in die Welt hi - naus.

Klingeling



Teil 1

Musical notation for Teil 1, featuring a vocal line and a piano accompaniment line in 2/4 time. The key signature has one flat (B-flat).

Klin - ge - ling, vor uns - rem Haus - se ich mit mei - nem Fahr - rad brau - se.

Teil 2

Musical notation for Teil 2, featuring a vocal line and a piano accompaniment line in 2/4 time. The key signature has one flat (B-flat).

Klin - ge - ling, schaut al - le her, Fahr - rad - fah - ren ist nicht schwer.



Heute fahr'n wir Karussell

Teil 1

Heu - te fahr'n wir Ka - rus - sell, a - ber bit - te nicht so schnell.


Musical notation for the first part of the song. It consists of two staves in 4/4 time. The top staff is the vocal line, and the bottom staff is the piano accompaniment. The lyrics are written below the vocal line.

Teil 2

Ich hab' ei - nen Luft - bal - lon, der fliegt mir sonst noch da - von.

Musical notation for the second part of the song. It consists of two staves in 4/4 time. The top staff is the vocal line, and the bottom staff is the piano accompaniment. The lyrics are written below the vocal line.

Muh, muh, muh



Teil 1

Musical notation for Teil 1, featuring a vocal line and a piano accompaniment line in 4/4 time. The lyrics are: Muh, muh, muh, so ruft im Stall die Kuh.

Teil 2

Musical notation for Teil 2, featuring a vocal line and a piano accompaniment line in 4/4 time. The lyrics are: Wir ge - ben ihr das Fut - ter, sie gibt uns Milch und But - ter.

Teil 3 = Teil 1 wiederholen



Schreckliche Drachen

Teil 1

5/4

Tief un - ten im Berg hau - sen schreck - li - che Dra - chen.

4/4

Teil 2

5/4

Spei - en Feu - er und Rauch, um den Schatz zu be - wa - chen.

4/4

Das Schlossgespenst



Wer ver - steckt sich dort im Eck? Das Schloss - ge - spenst, oh Schreck!

Indianerlied



Teil 1

Musical notation for Teil 1, consisting of two staves in 4/4 time. The melody is written on a treble clef staff, and the accompaniment is on a bass clef staff. The lyrics are written below the melody staff.

In - di - a - ner hei - ßen wir, aus fer - nen Län - dern sind wir hier.

Teil 2

Musical notation for Teil 2, consisting of two staves in 4/4 time. The melody is written on a treble clef staff, and the accompaniment is on a bass clef staff. The lyrics are written below the melody staff.

Zei - gen euch mit Schild und Lanz', den wil - den In - di - a - ner - tanz.

Dackellied

Teil 1

Krum - me Bein - chen und Ge - wa - ckel, das ist O - pas Lang - haar - da - ckel.

Teil 2

Kläfft und bellt und macht Ra - dau, springt und hüpf mit Wuff und Wau.

Teil 3

Von dem Tisch 'ne Wurst sich schnappt, doch hat O - pa ihn er - tappt.

Hokuspokus



Ho - kus - po - kus fi - di - bus, Frö - sche - bein und Ko - kos - nuss,

A - bra - ka - da - bra drei - mal schwar - zer Ka - ter.

Die kleine Hex



Teil 1

Mor - gens früh um Mor - gens früh um Mor - gens früh um	sechs, acht, zehn,	kommt die klein - ne wird Kaf - fee ge - holt sie Holz und	Hex. macht. Spän.	Mor - gens früh um Mor - gens früh um Feu - ert an um	sieben, neun, elf,
--	--------------------------	--	-------------------------	---	--------------------------

Teil 2

schabt sie gel - be geht sie in die kocht dann bis um	Rüben. Scheun. zwölf.	Fröschebein und Krebs und Fisch,	hur - tig, Kin - der, kommt zu Tisch!
---	-----------------------------	-------------------------------------	--